

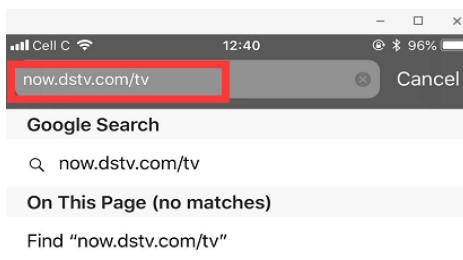
1. Open "DSTV now" on TV, you will get below info—5 digits code (this one will change random)



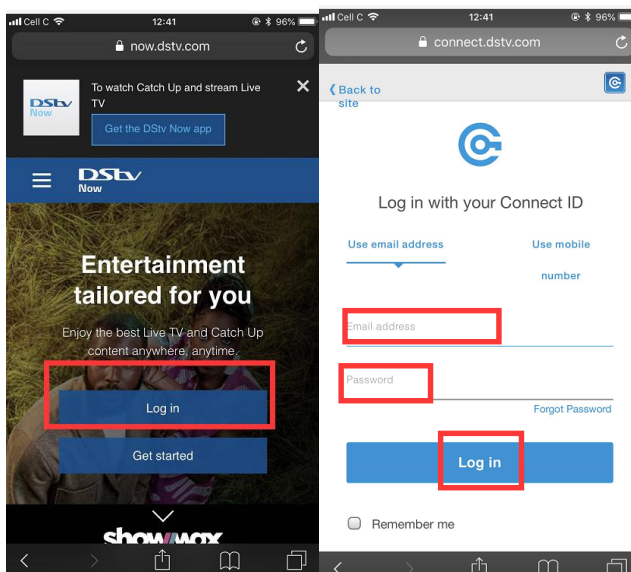
2. **IMPORTANT!** Keep TV on that page I show you on step 1, don't close it.

3. Use cellphone, laptop or desktop to login below website (must another device, not same TV):

<https://now.dstv.com/tv>

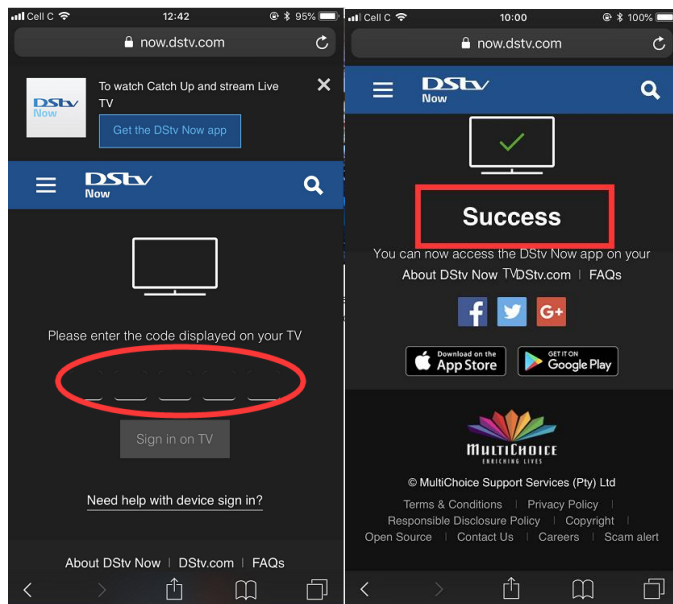


4. Click login and go to the page to login. If you don't know your account detail (like user name and password), please go to DSTV and ask DSTV send it to you.



5. After you login, you will get below page, put the 5 digits code show on your TV and click

sign in on TV. Then you will get the success page



6. You will find “DSTV now” working on TV now.

7. Please know you only can use up to 4 devices on one DSTV account. And max 2 devices can be removed every 6 months. And TV not google certified device can not use “DSTV now”(other brand TV not certified)

